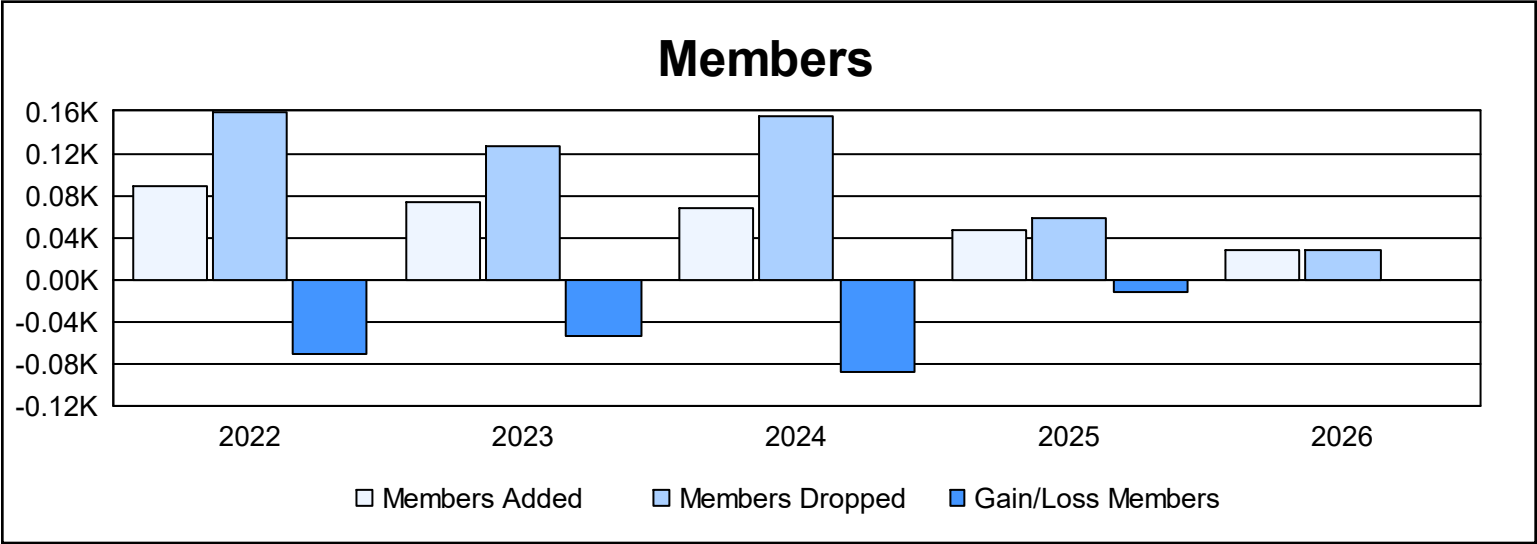
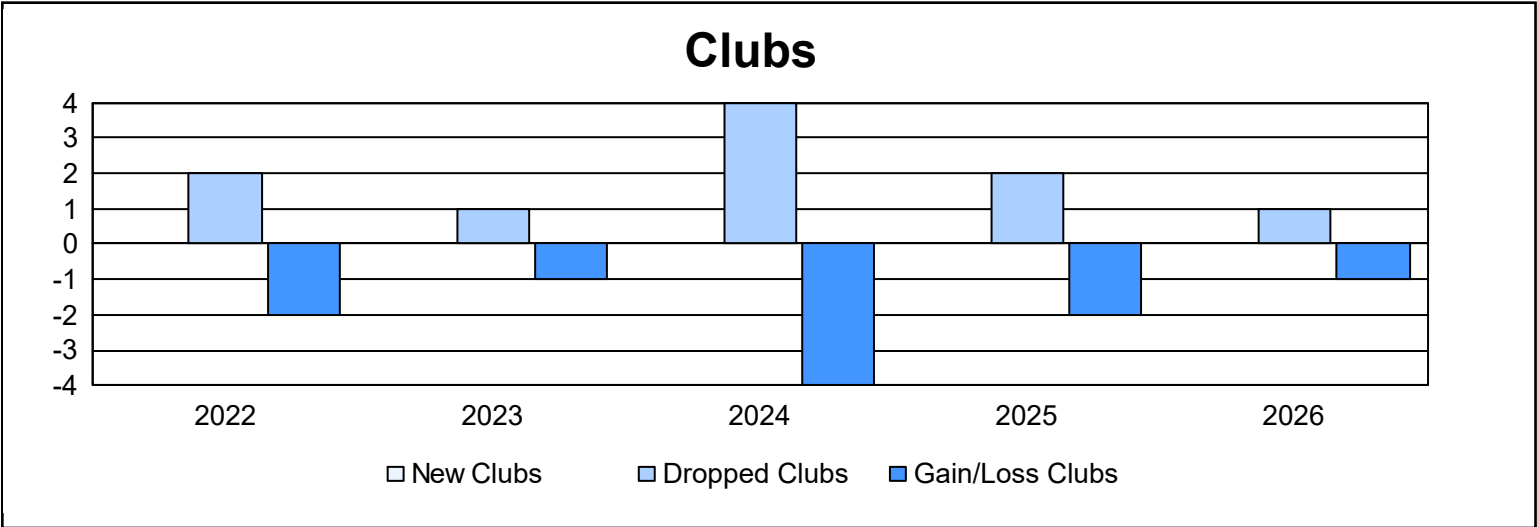
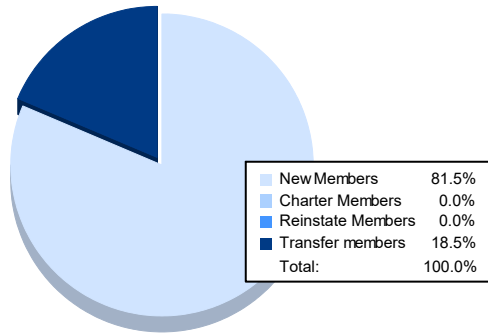


| Year | New Clubs | Dropped Clubs | Gain/ Loss Clubs | New Members | Charter Members | Reinstate Members | Transfer Members | Total Member Added | Total Members Dropped | Gain/ Loss Members |
|-----------|-----------|---------------|------------------|-------------|-----------------|-------------------|------------------|--------------------|-----------------------|--------------------|
| 2021-2022 | 0 | 2 | -2 | 78 | 3 | 2 | 5 | 88 | 159 | -71 |
| 2022-2023 | 0 | 1 | -1 | 57 | 6 | 7 | 3 | 73 | 126 | -53 |
| 2023-2024 | 0 | 4 | -4 | 61 | 1 | 4 | 1 | 67 | 155 | -88 |
| 2024-2025 | 0 | 2 | -2 | 40 | 0 | 3 | 4 | 47 | 59 | -12 |
| 2025-2026 | 0 | 1 | -1 | 22 | 0 | 0 | 5 | 27 | 27 | 0 |
| Average | 0 | 2 | -2 | 52 | 2 | 3 | 4 | 60 | 105 | -45 |



Membership Composition October 2025 Cumulative



Gender Composition October 2025 Cumulative

